


CONCERNED ABOUT TICKS?

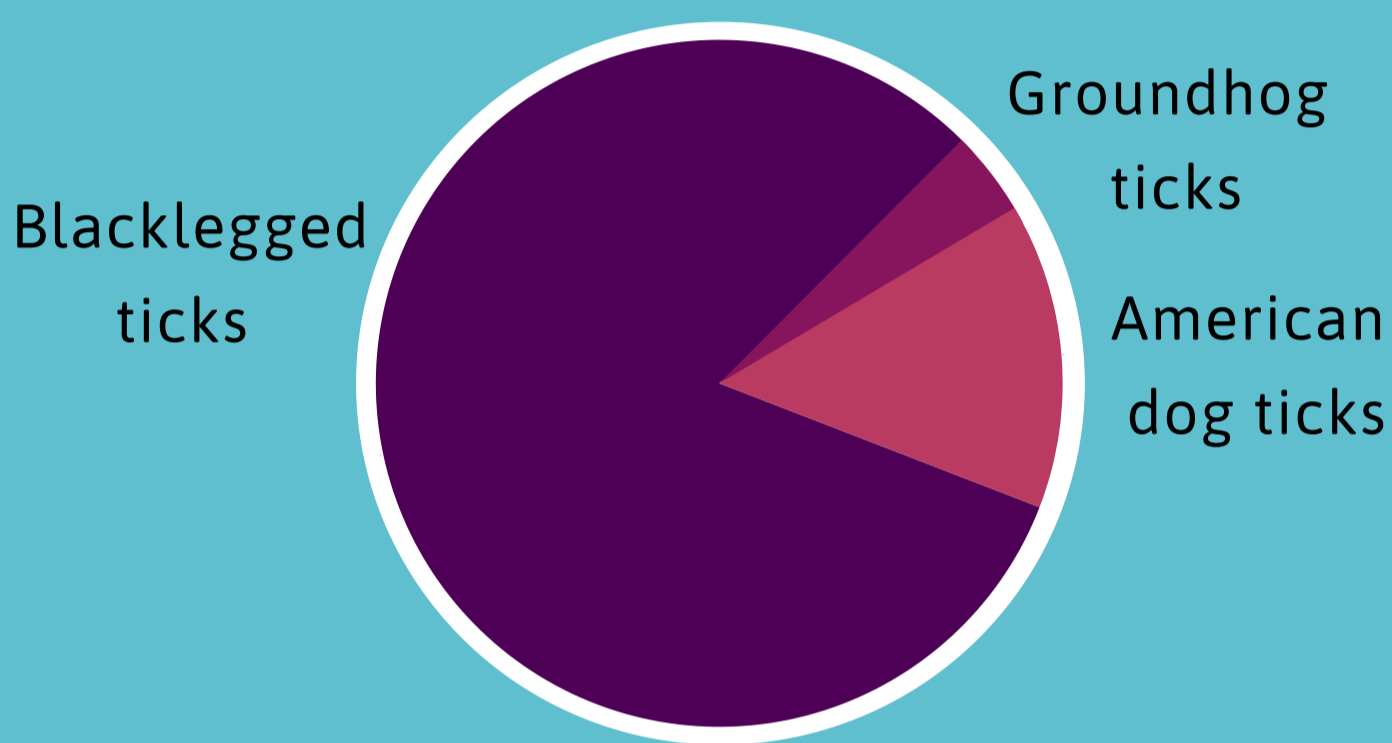
MUST KNOWS FOR PET OWNERS IN CENTRAL ONTARIO



Ticks were submitted for 1 year (2019-2020) from 7 participating veterinary clinics in central Ontario. These findings provide a snapshot of ticks in the region and highlight general patterns.

What tick species were submitted?

number of ticks = 412



Who was bitten?


The majority of ticks were reported on dogs; however,

8% of ticks were seen on cats.

Make sure to keep both your canine and feline friends in mind when thinking about tick prevention!



When were ticks active?



90% of ticks were seen in the spring (April - June) and fall (October - November).

Tick risk was present throughout the year with submissions in most months!


Where did ticks bite?

1 in 3 ticks were found on the head, ears, and shoulders.

Pay special attention to these areas when doing your tick check!



Why are we concerned?



19% of blacklegged ticks were positive for *Borrelia burgdorferi*, the bacterium that causes Lyme disease. <1% were positive for the bacterium that causes anaplasmosis. This is based on 280 pooled samples.

How do I protect my pet?

- ✓ Use a veterinarian-prescribed tick preventive
- ✓ Perform daily tick checks (don't forget to check yourself!)
- ✓ Speak with your veterinarian if you are travelling
- ✓ Avoid areas with higher risk of ticks, such as wooded areas and long grass

This study was conducted by researchers at the Ontario Veterinary College and sponsored by OVC Pet Trust. Creation of this infographic was sponsored by Boehringer Ingelheim, Merck & Zoetis.

